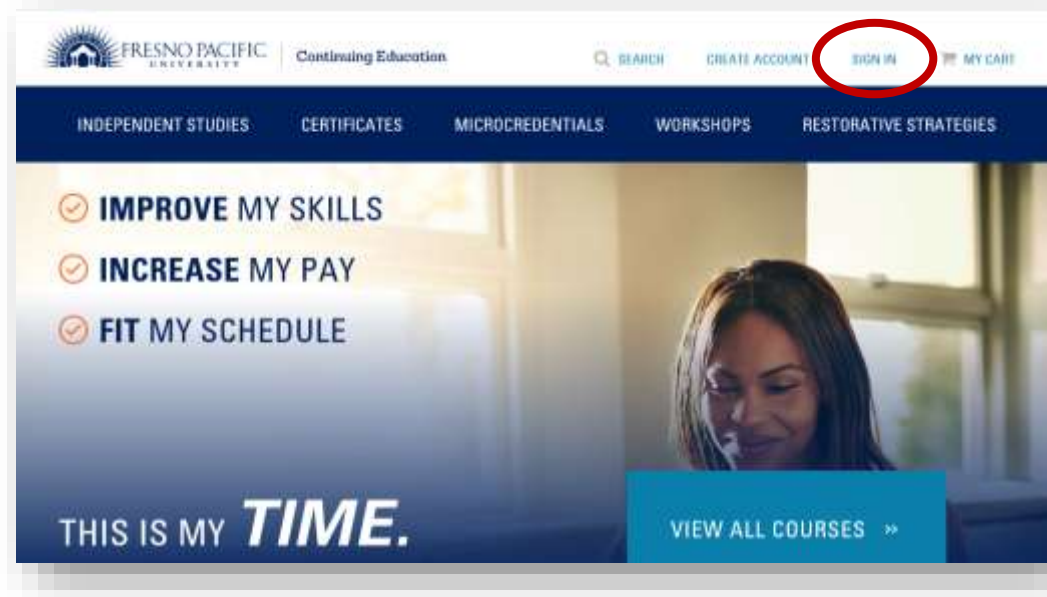


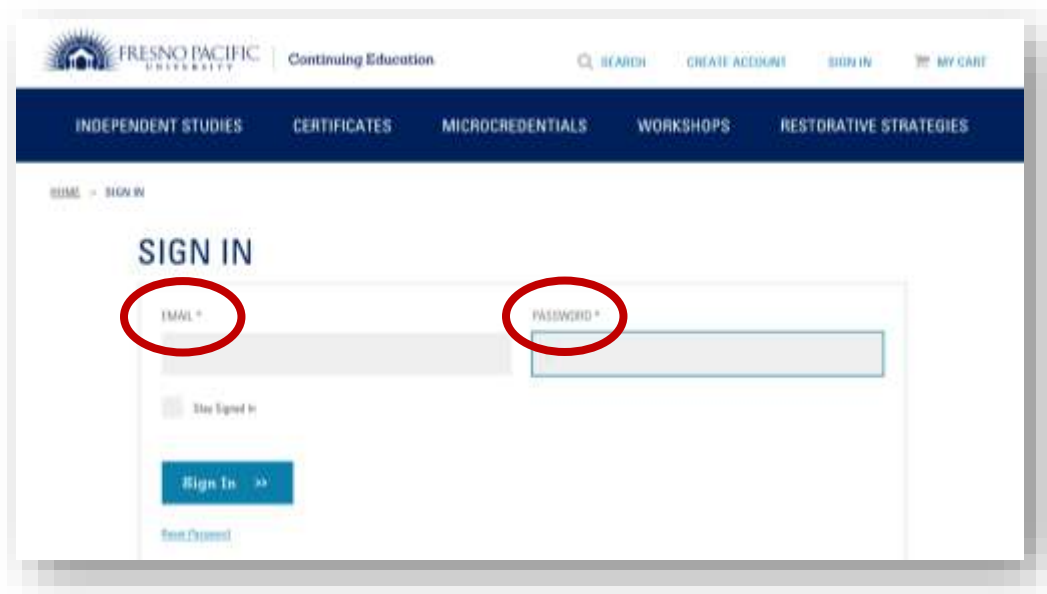
# Final Grade Request Tutorial

To request your Final Grade, go to our website, [ce.fresno.edu](https://ce.fresno.edu).

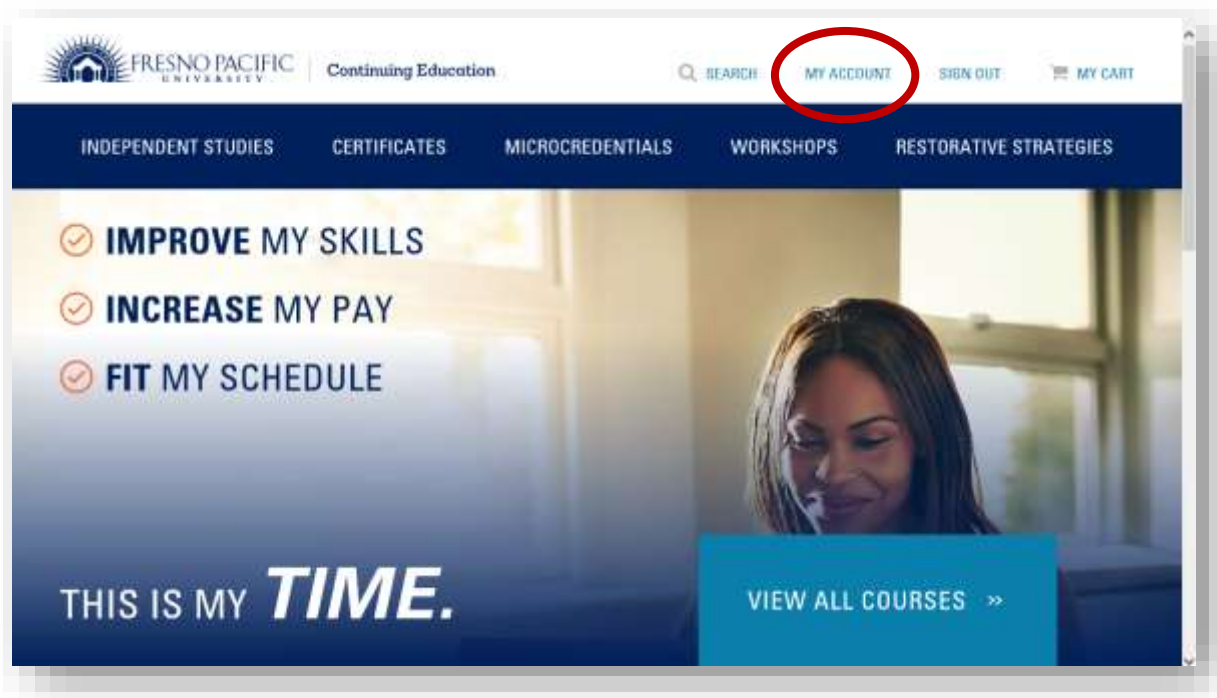
- Sign into your account by clicking the **SIGN IN** link.



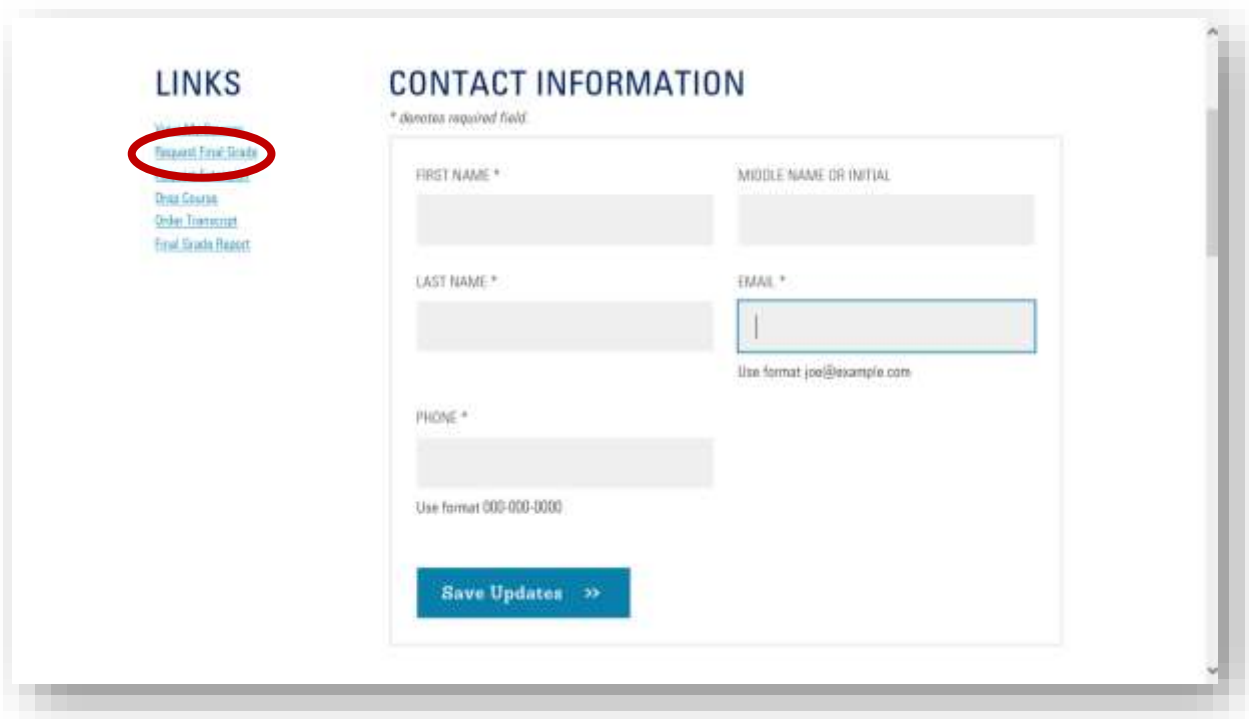
- Enter your **Email** and **Password**, then click **Sign In**.
  - Forgot your password? Click the **Reset Password** link.



- Click the **MY ACCOUNT** link.



- Click the **Request Final Grade** link.



- Select the **COURSE** you would like to submit for grading.
- **COURSE RATING and COMMENTS:** Please rate and share how this course has impacted your profession so other educators can benefit from your experience when considering this course. Only your state and date will be displayed on the website.
- Click the **SUBMIT** button.

## REQUEST FINAL GRADE

Please complete this information to request your final grade. Allow up to two weeks for your grade to be posted in the system (but most instructors will post it within a few days). Please complete the Course Rating (star rating) and Comments field - Your comments will help others who are interested in taking this course. Course rating and comments are not available to the instructor or published on the website until your grade has posted.

\* denotes required field.

ADDRESS LINE 1	ADDRESS LINE 2		
<input type="text"/>	<input type="text"/>		
CITY	COUNTRY	STATE	
<input type="text"/>	USA <input type="button" value="v"/>	Select One <input type="button" value="v"/>	
ZIP/POSTAL CODE	EMAIL		
<input type="text"/>	<input type="text"/>		
	Use format: joe@example.com		
COURSE	Select One <input type="button" value="v"/>		
COURSE RATING	★★★★★ 5 Stars		
COMMENTS	<input type="text"/>		
<input type="button" value="Submit &gt;&gt;"/>			